



THE
[TV]
VIEWERSHIP
REPORT

MULTISCREEN TV AUDIENCE INSIGHTS FOR CAMPAIGN SUCCESS

1H 2023

Contents

About the Data	3
Introduction	4
1H 2023 Key Findings	5
Viewer Experiences are Diverse	6
The Latest In: Traditional TV Viewership	7
The Latest In: Streaming TV Insights	8
Multiscreen TV Campaign Insights	9
Multiscreen TV Recommendation	13
Authors	14



About the Data

Data insights increasingly drive the way in which multiscreen TV advertising is planned and bought. This report, published biannually, provides an ongoing benchmark to help marketers use TV's reach and precision across screens to be more effective in delivering results than ever before.

The comprehensive data set used for this report is from more than 29 million households (HHs), including independently aggregated viewership data, whose members watched nearly 14 billion hours of TV. Additionally, ad exposure data from 40,000 multiscreen campaigns garnering over 3 billion impressions is included in this report.



Introduction

Common Data-Backed Strategies Lead to Video Ad Campaign Success

Effectv's latest edition of The TV Viewership Report (TVR) features first-half 2023 data and analysis of the multiscreen TV landscape. The findings indicate that while viewers are engaging with video content in new ways, the large majority of multiscreen advertising reach still comes from traditional TV (77%). Streaming has proven to be a valuable way to reach light and no-TV viewing HHs and new data shows that free ad-supported streaming TV (FAST) impressions are more likely to be seen within those HHs.

Brands that optimize reach and results are deploying a common approach with traditional TV as the foundation and streaming as a supplement to reach those hard-to-reach viewers. After analyzing 40,000 multiscreen campaigns, Effectv found that those with the highest reach shared similar attributes providing a roadmap for advertisers to maximize their reach across platforms.

Read on to discover these campaign strategies and how you can incorporate them into your video advertising plans. As always, you'll discover video consumers' viewership behavior across screens on pages 6-10.



1H 2023 Key Findings

- 01 Traditional TV is vital for ad campaigns**
77% of multiscreen advertising campaign reach came from traditional TV
- 02 Share of streaming reach increases**
The share of reach unique to streaming has increased from 9% to 13%
- 03 Highest reaching campaigns include similar elements**
Multiscreen TV ad campaigns with the highest reach include several strategic similarities to maximize reach
- 04 Streaming helps with hard-to-reach HHs**
Streaming impressions were 4.6x more likely to reach light and no-TV viewing HHs; VOD and FAST provide opportunities to reach hard-to-reach households
- 05 Streaming allocation maximizes reach**
Reach peaks when 20-30% of investment is allocated to streaming





Viewer Experiences are Diverse



2,000+
publishers including
170 TV networks



4,000+
endpoints* delivering
premium video content & ads



Reaching audiences at scale comes from bringing content and access together.

[↓ DOWNLOAD CHART](#)

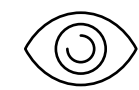
*Endpoints are unique publisher and device viewership combinations.

Sourcing: Comcast Aggregated Viewership Data combined with Ad Exposure Data from TV + Effectv Streaming campaigns (1H '23). Endpoints with at least 100 impressions included in analysis.

The Latest In: Traditional TV Viewership

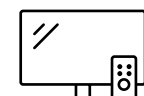
Households spend nearly 6 hours per day watching traditional TV

Breakdown of Traditional TV



89%

Of Viewing is Live



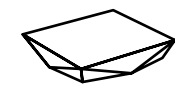
28

Networks Avg Per HH



72%

Outside of Prime



68%

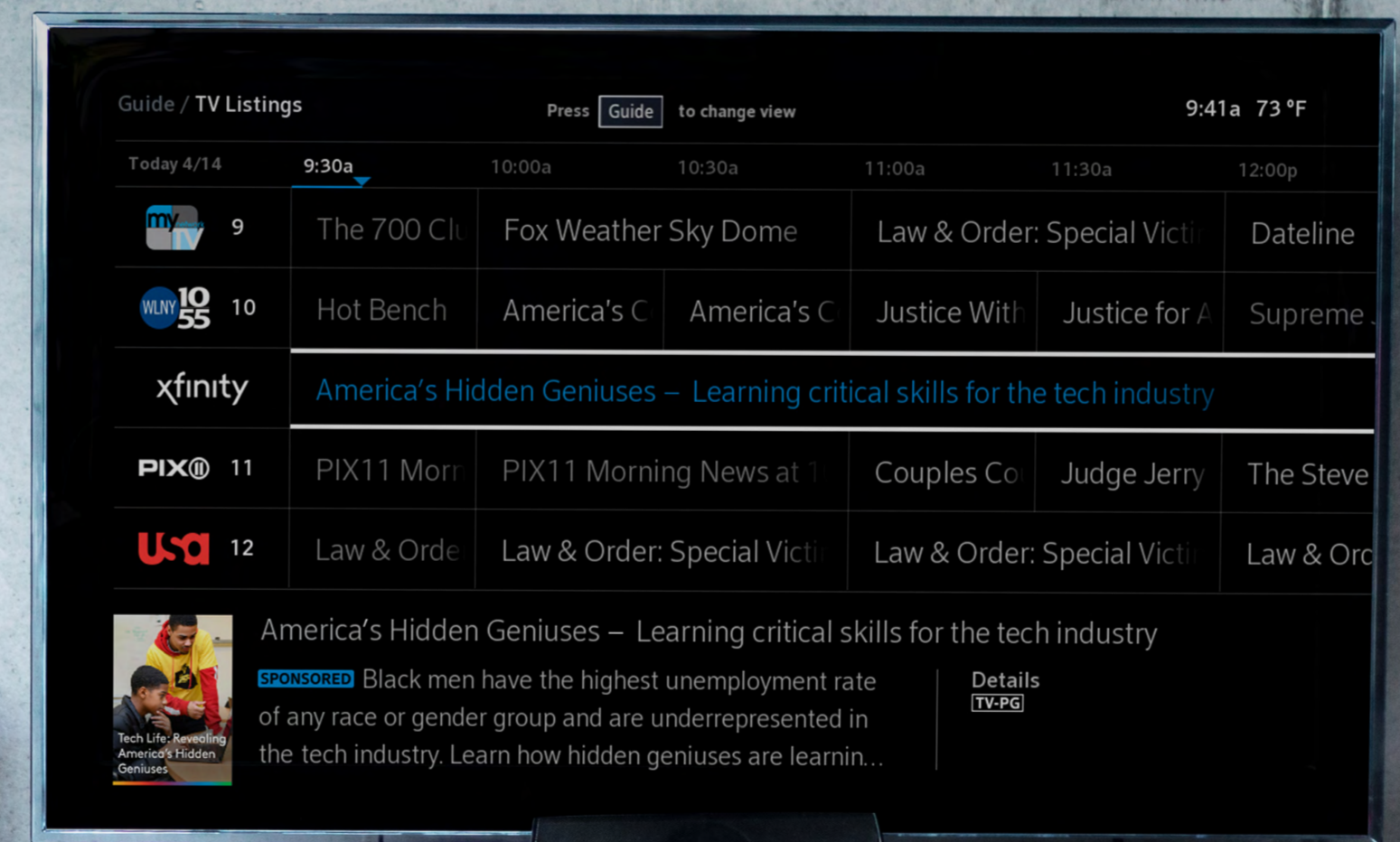
On Cable

↓ [DOWNLOAD CHART](#)

*Note: Time spent per day includes Live, DVR, and VOD viewing.
Sourcing: Comcast Aggregated Viewership Data (1H '23).



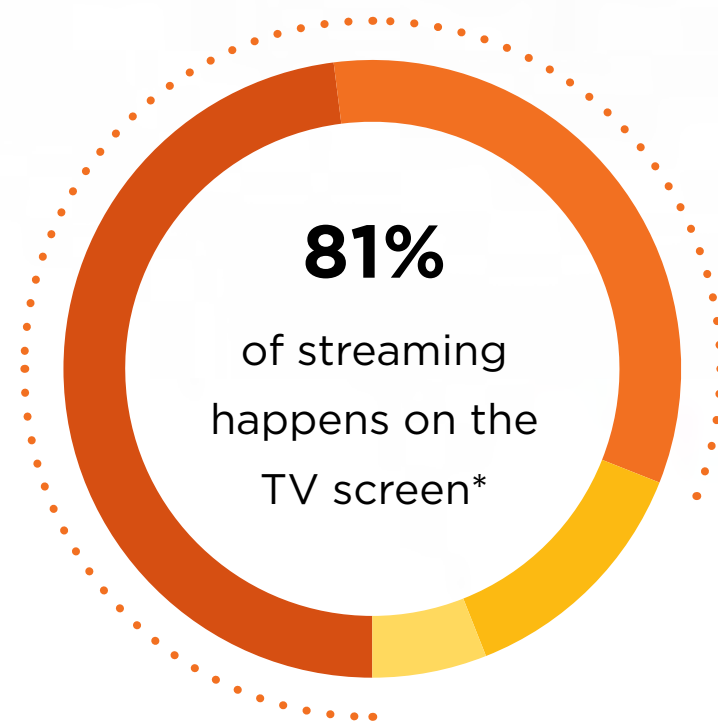
For those who tune in, traditional TV remains strong. A data-driven approach reaches desired audiences throughout the day across many networks.



The Latest In: Streaming TV Viewership


The majority of streaming happens on the big screen

Breakdown of Streaming Usage



↓ DOWNLOAD CHART

Streaming consists of impressions viewed via:



When it comes to all the devices consumers have available to watch video content, they opt for the largest screen available. Additionally, the communal experience of watching on a TV screen means advertisers can reach more viewers at a time.

*Effectv Streaming is Effectv's advertising solution enabling advertisers to deliver their message to their target audiences within streaming TV and premium video content, wherever, whenever, and however they're watching. Effectv Streaming also includes viewing from Xfinity on Demand.

**Video on Demand (VOD) in this context is Xfinity on Demand served via an Xfinity set-top box.

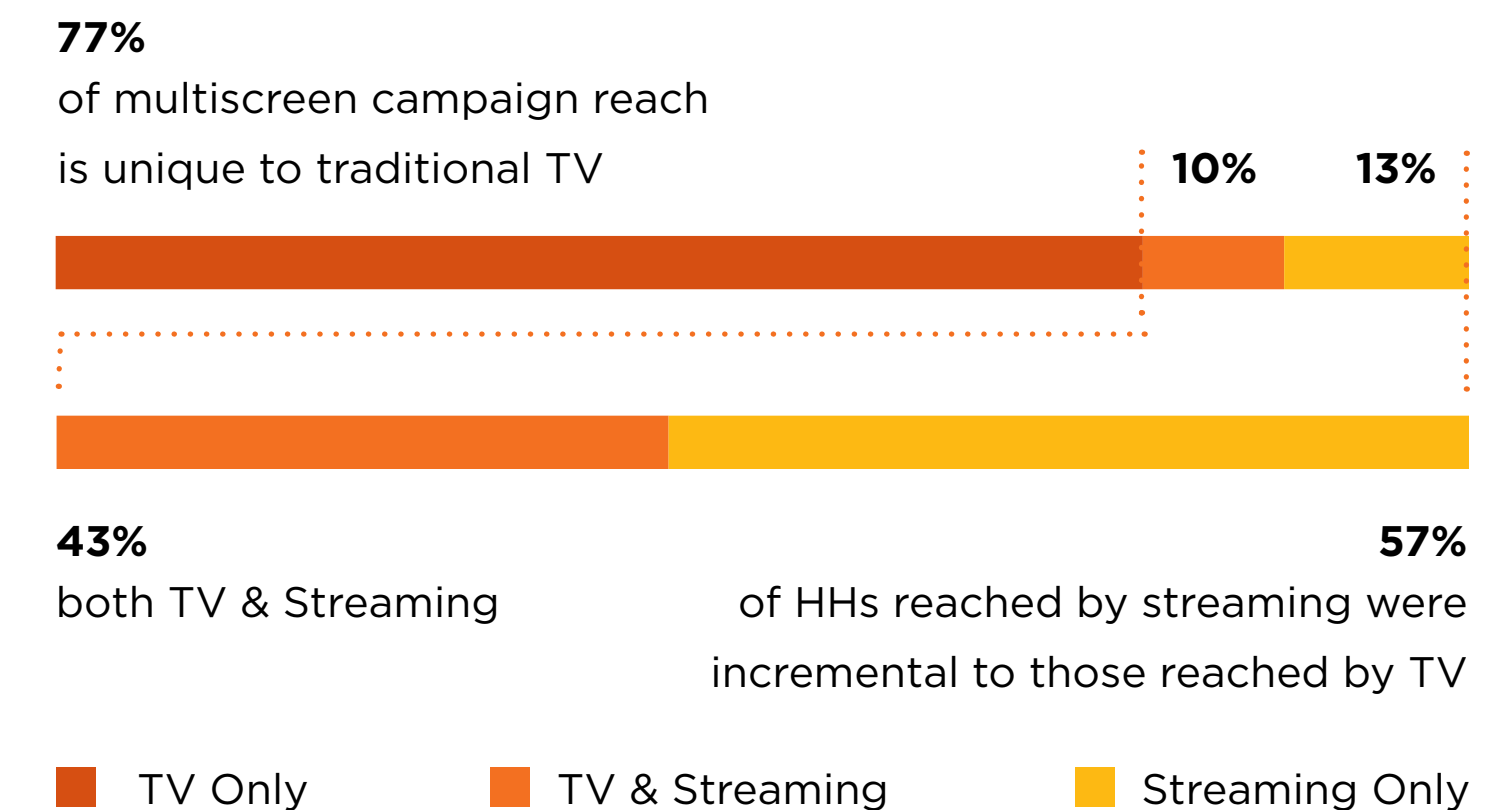
Sourcing: Comcast Analysis of Effectv Streaming campaigns (1H '23).

TV Drives Majority of Campaign Reach, While Streaming Adds Incremental Reach



Of the 40,000 multiscreen campaigns measured, 77% of reach was unique to traditional TV, while 13% was unique to streaming.

Share of Campaign Reach



! For advertisers, multiscreen TV provides both scale and unique audience reach.

[↓ DOWNLOAD CHART](#)

Sourcing: Comcast Aggregated Viewership Data combined with Ad Exposure Data from TV + Effectv Streaming campaigns (1H '23).

Streaming's Share of Reach Grows, TV Remains Foundational

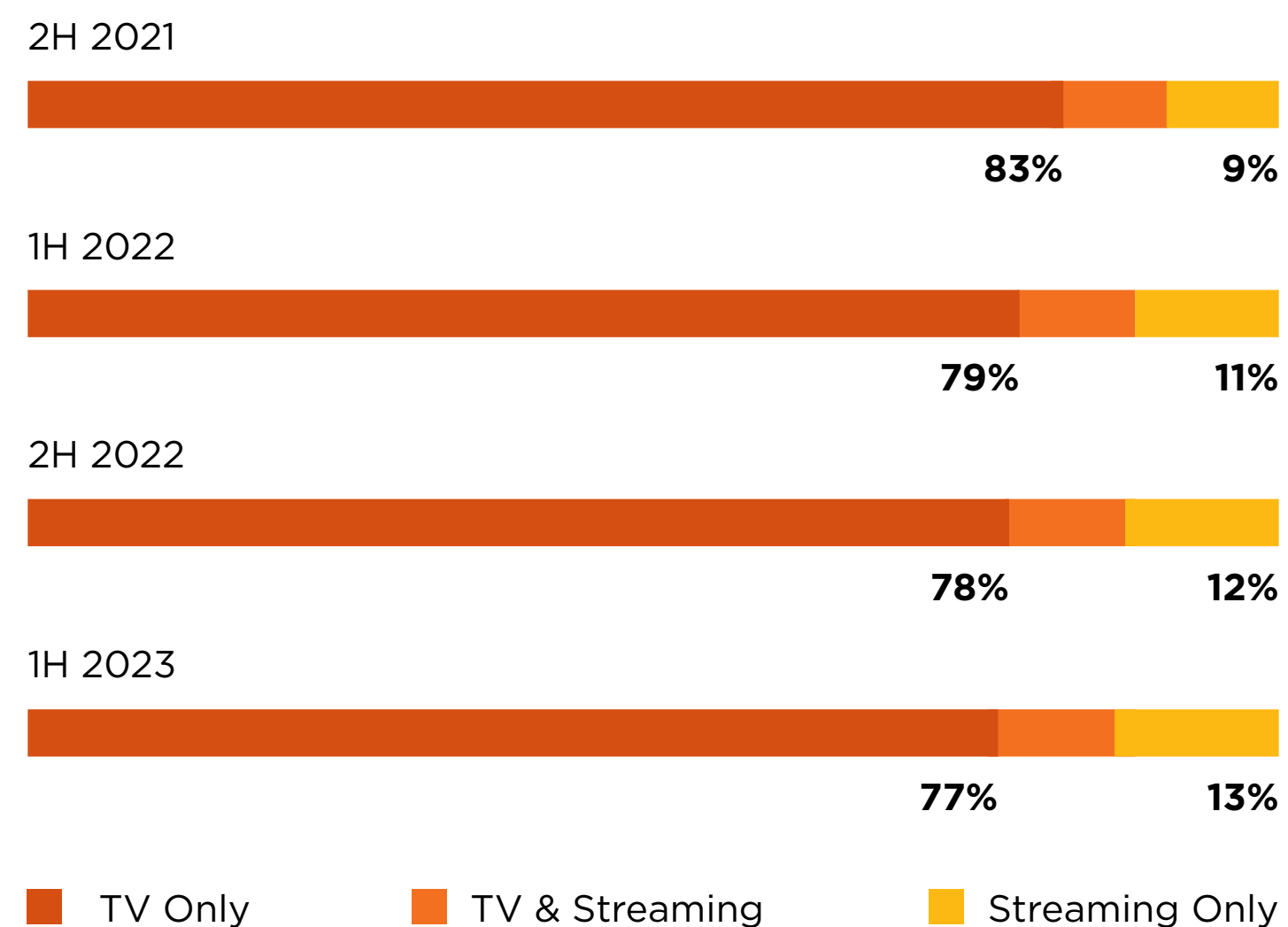
As audiences engage with premium video content in new ways, share of reach is slowly shifting from traditional TV to streaming. While traditional TV provides the vast majority of campaign reach, the growth in share of reach unique to streaming (9% in 2H '21 to 13% in 1H '23) emphasizes streaming's ability to reach incremental audiences. A streaming-only approach would severely limit reach.

! It's becoming increasingly important for advertisers to combine traditional TV and streaming in their video advertising strategy.

[↓ DOWNLOAD CHART](#)

Sourcing: Comcast Aggregated Viewership Data combined with Ad Exposure Data from TV + Effectv Streaming campaigns (1H '23, 2H'22, 1H'22, and 2H'21).

Share of Reach Over Time



Highest Reaching Campaigns Use Common Strategies

Effectv evaluated approximately 40,000 ad campaigns airing across traditional TV and streaming content over a one-month time period. Of those, the 1,000 highest reaching campaigns were analyzed to uncover what set them apart. These high-reaching campaigns shared several strategies including consistent advertising across endpoints and times of day.

More than 70% of the highest reaching campaigns included similar strategies to reach audiences where and when they watch.

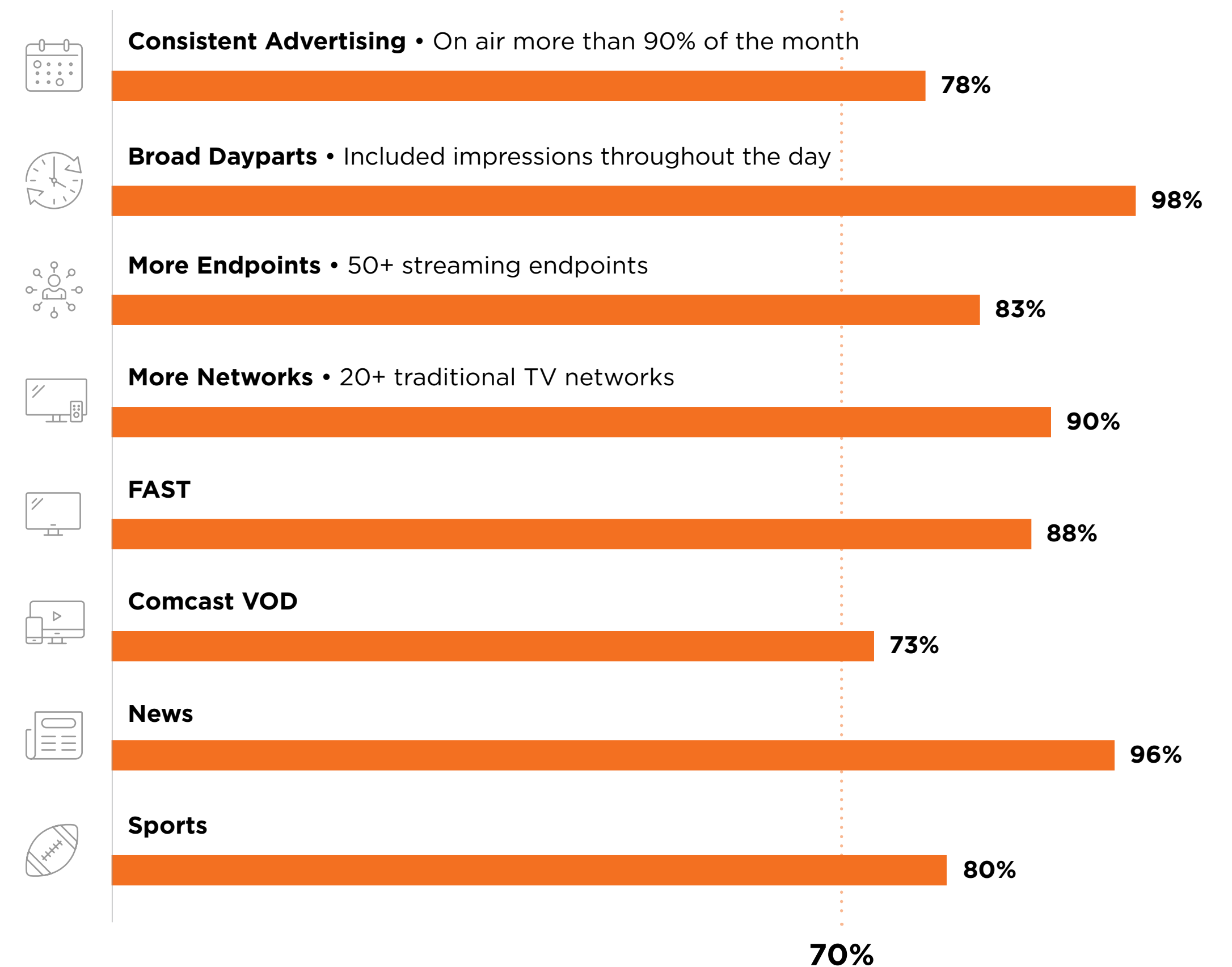
[↓ DOWNLOAD CHART](#)

*Video on Demand (VOD) in this context is Xfinity on Demand served via an Xfinity set-top box.

*FAST - Free ad-supported streaming TV.

Sourcing: Comcast Aggregated Viewership Data combined with Ad Exposure Data from TV + Effectv Streaming campaigns (1H '23). Filtered to the 1,000 highest reaching campaigns.

Inclusion Percentage of Highest Reaching Campaigns



Streaming Delivers Hard-to-Reach Households

Streaming impressions were

4.6x

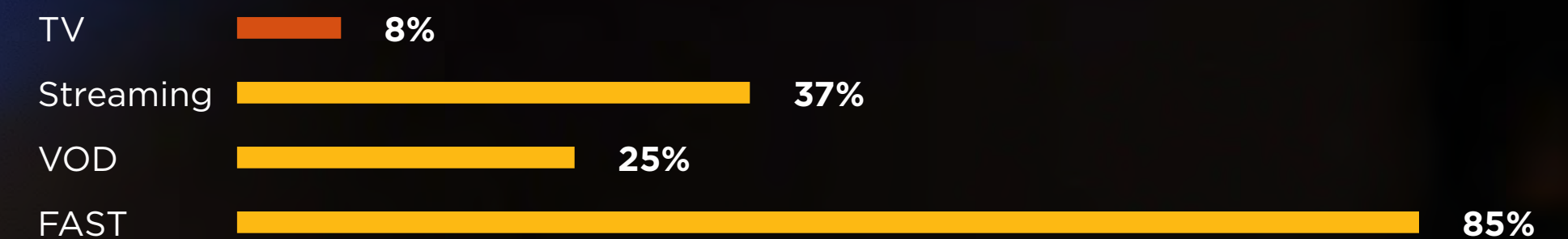
more likely to be seen within light and no-TV viewing households (vs. traditional TV)

FAST impressions were

10.6x

more likely to be seen within light and no-TV viewing households (vs. traditional TV) and 2.3x more likely than total streaming

Impressions to Light and No-TV Viewing HHs



! Streaming, including FAST and VOD, are more likely than traditional TV to reach light/no-TV viewing households.

[↓ DOWNLOAD CHART](#)

*No-TV viewing HHs are defined as those with no TV service or TV viewing from 1H '23. Comcast HHs with a pay TV service that spent, on average, less than about one hour per day viewing were defined as "light TV" viewing HHs.

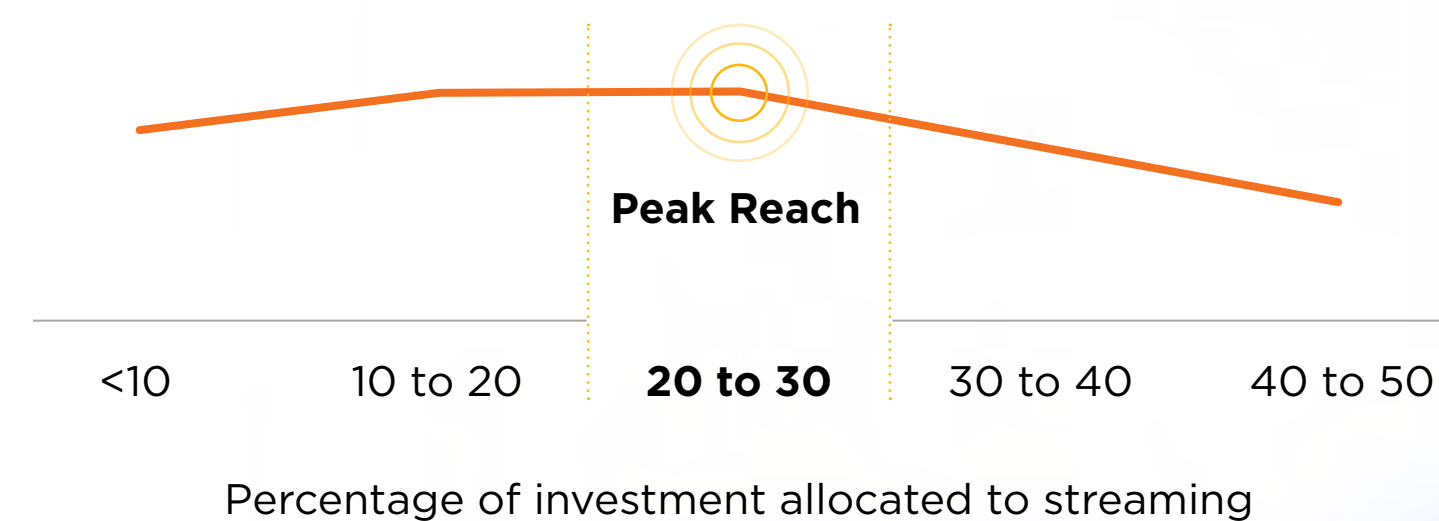
Sourcing: Comcast Aggregated Viewership Data combined with Ad Exposure Data from TV + Effectv Streaming campaigns (1H '23).

Multiscreen TV Recommendation

Effectv's ongoing analysis of more than 100,000 multiscreen campaigns since 2021 has continued to support the finding that reach peaks when 20 - 30% of investment is in streaming.

20-30% Campaign reach was highest when this level of investment was allocated to streaming

Multiscreen TV reach is dependent on investment allocation



[↓ DOWNLOAD CHART](#)

Sourcing: Comcast Aggregated Viewership Data combined with Ad Exposure Data from TV + Effectv Streaming campaigns (1H '23).



Beyond 30% there are diminishing returns as the benefits of streaming were outweighed by the minimization of traditional TV.





Effectv is an audience delivery company. Effectv uses first-party data to target advertisers' audiences across linear TV, streaming, and video on demand. In addition, advertisers can utilize its in-house creative agency, Mnemonic, to craft compelling messages as well as easily and affordably build campaigns. A division of Comcast, Effectv has a presence in 60+ markets and an estimated reach of 96 million U.S. adults that include both Comcast and non-Comcast households.*

For more information and insights, visit www.effectv.com/insights.

Authors



Annie Hagerty
Manager of Insights,
Comcast Advertising

In this role, she leverages her passion for data and creativity by analyzing data to construct powerful stories that speak to the evolving video landscape. Annie's work empowers both internal and external stakeholders by allowing them to understand their consumers and confidently make data-driven decisions.



Lee Singletary
Sr. Manager of Brand & Industry Relations,
Comcast Advertising

Lee leads content strategy at Comcast Advertising, Effectv's parent company, where he works alongside the brightest minds media to create and distribute insights for buy and sell-side audiences. Lee also manages the Agency Leadership Council, proactively supporting the interests of the advertising agency and identifying topics to advance the industry.



Travis Flood
Executive Director of Insights,
Comcast Advertising

In this role, he uncovers new data insights to help advertisers better understand and implement audience-based buying strategies. Travis combines his passion for learning, an innovative spirit and 20+ years of advertising experience to deliver actionable guidance to customers.



Andrea Busch
Sr. Manager of Insights,
Comcast Advertising

With a keen interest in consumer research and a knack for analyzing large datasets, she provides valuable insights into the ever-changing video ecosystem, aiding both buyers and sellers of premium video content. Her focus on thought leadership aims to drive innovation and progress within the industry.

Sourcing: *Estimate based on U.S. census of broadband subscriber households in Comcast-represented U.S. counties.

effectv 